

Name: _____


Block: _____

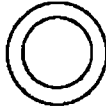
Date: _____

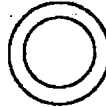
Science 10


4.1 Bohr Models & Lewis Structures

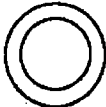
1. Complete the following Bohr & Lewis diagrams.


$\overline{\text{B}}$ <hr/> <hr/>	P = ____ N = ____ E = ____
Bohr Diagram	
	
Lewis Structure B	

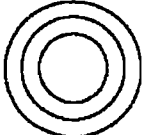
$\overline{\text{Li}}$ <hr/> <hr/>	P = ____ N = ____ E = ____
Bohr Diagram	
	
Lewis Structure Li	

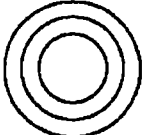
$\overline{\text{Ne}}$ <hr/> <hr/>	P = ____ N = ____ E = ____
Bohr Diagram	
	
Lewis Structure Ne	


$\overline{\text{He}}$ <hr/> <hr/>	P = ____ N = ____ E = ____
Bohr Diagram	
	
Lewis Structure He	

$\overline{\text{C}}$ <hr/> <hr/>	P = ____ N = ____ E = ____
Bohr Diagram	
	
Lewis Structure C	

$\overline{\text{P}}$ <hr/> <hr/>	P = ____ N = ____ E = ____
Bohr Diagram	
	
Lewis Structure P	

$\overline{\text{S}}$ <hr/> <hr/>	P = ____ N = ____ E = ____
Bohr Diagram	
	
Lewis Structure S	

$\overline{\text{Mg}}$ <hr/> <hr/>	P = ____ N = ____ E = ____
Bohr Diagram	
	
Lewis Structure Mg	

$\overline{\text{H}}$ <hr/> <hr/>	P = ____ N = ____ E = ____
Bohr Diagram	
	
Lewis Structure H	

2. Bohr Diagram Sequences. Draw the beginning atoms and final compound formed.

A) Ionic Bonds. (Show brackets and final ion charges).

i. magnesium and chlorine

B) Covalent Bonds.

i. hydrogen and phosphorous

3. Lewis Diagram Sequences. Draw the beginning atoms and final compound formed.

A) Ionic Bonds. (Show brackets and final ion charges).

i. calcium and chlorine

ii. sodium and fluorine

iii. lithium and phosphorous

B) Covalent Bonds. (Indicate any bonding pairs with either dots or dashes.)

i. hydrogen and nitrogen

ii. hydrogen and carbon

iii. a diatomic chlorine molecule